



EUROMAG
INTERNATIONAL

Measure > Sense > Innovate

SENSOR **MUT2400EL**

Electromagnetic flowmeter



The electromagnetic flowmeter designed for food industry



DS200-1-ENG



SENSOR MUT2400EL

Electromagnetic
flowmeter

The MUT2400EL is specifically designed for use in the food processing industry. It is made of materials approved by international regulations, compatible with the temperature and products required for sanitary reasons, and equipped with the attachments used today in the foodstuffs industry. The MUT2400EL sensors are manufactured with diameters from DN 25 to DN 100. The degree of protection is IP68 for a permanent submersion in water to a depth of 1.5 meters. The MUT2400EL allows to measure very low flow rates precisely and repeatably, even in difficult applications or with solid parts contained in the fluid.

This threaded sensor series bases its operation on the Faraday Principle, by which a conductor crossing a magnetic field generates a potential perpendicularly orientated to the same field. On top and on the lower part of the stainless steel AISI 304 flow tube, two coils are installed; the magnetic field generated by the electric current crossing the coils, induces in the electrodes a difference in the potential proportional to the flow rate.

Connections and Internal lining:

The MUT2400EL sensors are manufactured completely in stainless steel AISI 304 with an internal liner of PTFE. The connections can be TRICLAMP, DIN11851 or SMS1146. The internal PTFE conform to the norms WRAS, FDA, DPR 777/82 e DM 21/09/773.

Electrodes:

The standard electrodes are in Hastelloy C and therefore this guarantees a wide compatibility with process fluids. If required, they may be supplied in Hastelloy B, Titanium, Tantalum. A partially empty tube detection is available and can be enabled or disabled through the software.



SENSOR MUT2400EL

Electromagnetic
flowmeter

Coupling and connection to the sensor:

The MUT2400EL sensors may be coupled to MC608A or MC608P converters. In the separate version the sensor is connected to the converter through a cable whose maximum length will not exceed 100.

No pressure drop :

The electro-magnetic flowmeters do not have any moving internal parts, thus they have a very low pressure drop. The MUT2400EL flowmeters, does not have any restriction to the flow, allowing almost no pressure drop even when measuring viscous liquids or containing solid parts.

Calibration and maximum error:

The MUT2400EL sensors belong to the reference Group B1 (ISO 11631). Each sensor is calibrated by an hydraulic bench equipped with a reference weighting system and ACCREDIA certified.

The uncertainty of the calibration is equal to 0.2% +/- 2 mm/s.

The repeatability is in the order of 0.1%.

Bi-directional measure.


Standards reference:

The Euromag magnetic meters are marked CE and are manufactured according to the following standards:

- 2014/35/EU - EN 61010-1:2013 (LVD)
- 2014/30/EU - EN 61326-1:2013 (EMC)
- European directive 2014/32/EU (MID) (Pending)
- 2014/34/UE - IEC 60079 - 0, IEC 60079 - 18 (ATEX - IECEX) Separate version
- EHEDG (Pending)
- PTFE conform to the norms WRAS, FDA, DPR 777/82 e DM 21/09/773

Applications:

- Food & Beverage
- Chemicals
- Pharmaceutical
- Dosing applications



SENSOR MUT2400EL

Electromagnetic
flowmeter

Advantages:

- No moving parts
- No parts inside of the flowmeter
- No obstruction on the flow tube
- No pressure loss
- Long lasting stability and precision
- No filter needed, zero maintenance
- Resistance to periodic sanitary cleaning
- Extremely sturdy structure
- A dedicated Robot welds all the parts
- Internal parts protected by a bi-component resin in order to increase protection from external agents
- Bi-directional measure



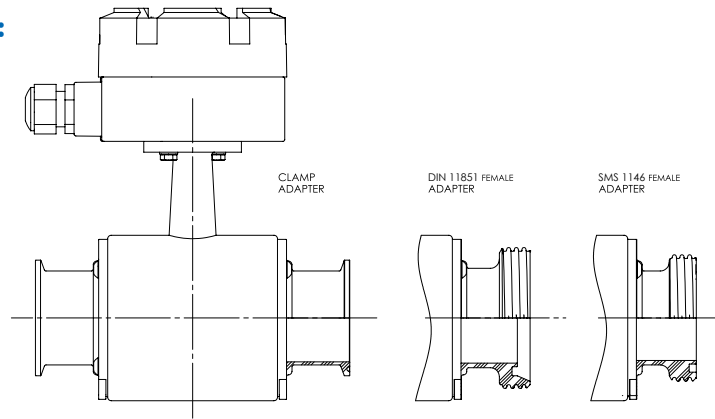
Technical features:

Flow tube material		AISI 304					AISI 316 (optional)					
Connections material		AISI304					AISI 316 (optional)					
Available electrodes		Hastelloy C (standard)			Hastelloy B		Titanium		Tantalum			
Internal lining		PTFE for food										
Liquid temperature		Separate -40°C / + 130°C (180°C optional) / Compact -25°C° / + 80°C°										
Available diameters		mm	25	32	40	50	65	80	100			
		inches	1"	1 ¼"	1 ½"	2"	2 1/2"	3"	4"			
Standard connections		Triclamp										
Other connections available		DIN 11851 Female					SMS 1146 Female					
Standard operation pressure		16 bar with Triclamp / 25 Bar with DIN or SMS										
Number of electrodes		2 Standards – 3rd electrode for empty pipe alarm as option										
Installation requirements/conditions		U5 – D3										
Protection Degree		IP68 permanent submersion at 1,5 m (EN 60529)										
Convertes compatibility		MC608A/P										
Electrical connections		Cableglands M20 x 1.5 + terminal box (aluminum std, polycarbonate optional) + sealing resin										
Hygienic		FDA approved materials – EHEDG Pending										

SENSOR MUT2400EL

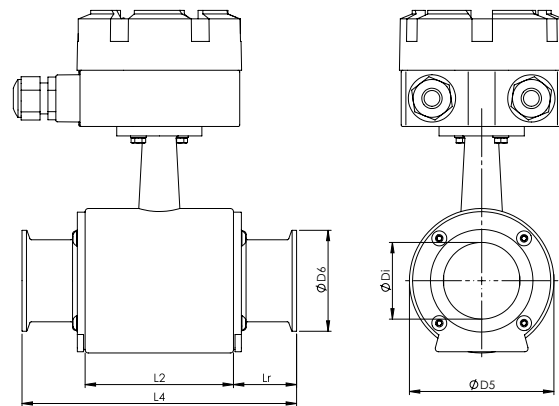
Electromagnetic
flowmeter

Characteristics and process connections:



DN	Size Inches	TriClamp	DIN11851	SMS1146
25	1	Ø 50,4	Rd 52 x 1/6"	Rd 40 x 1/6"
32	-	-	Rd 58 x 1/6"	-
40	1" 1/2	Ø 64	Rd 65 x 1/6"	Rd 60 x 1/6"
50	2	Ø 64	Rd 78 x 1/6"	Rd 70 x 1/6"
65	2" 1/2	Ø 77,5	Rd 95 x 1/6"	Rd 85 x 1/6"
80	3"	Ø 91	Rd 110 x 1/4"	Rd 98 x 1/6"
100	4"	Ø 119	Rd 130 x 1/4"	Rd 132 x 1/6"

TriClamp Process connection:

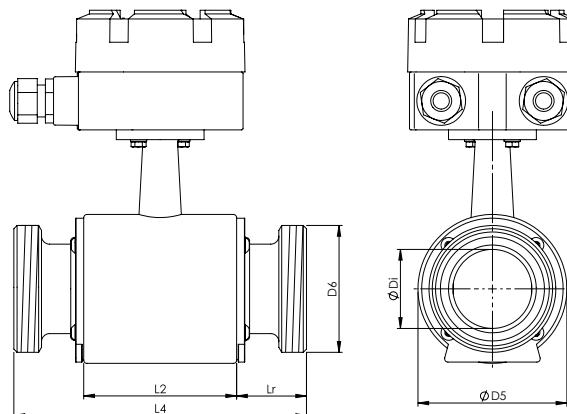


DN	Size Inches	L4 (mm)	L2 (mm)	Lr (mm)	D5 (mm)	Di (mm)	D6 (mm)
25	1	150 (+1/-3)	76	37,5	75	22,6	50,4
40	1" 1/2	157 (+1/-3)	86	36	75	37,6	64 / 50.4
50	2	174 (+1/-3)	94	40	92	48,6	64
65	2" 1/2	194 (+1/-3)	100	47	107	60,3	77,5
80	3"	200 (+1/-3)	107	47	130	73	91
100	4"	216 (+1/-3)	120	48	150	97,6	119

SENSOR MUT2400EL

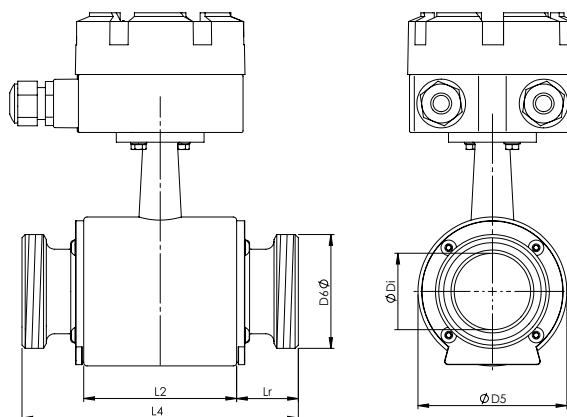
Electromagnetic
flowmeter

DIN 11851 Process connection:



DN	Size Inches	L4 (mm)	L2 (mm)	Lr (mm)	D5 (mm)	Di (mm)	D6 (mm)
25	1	150 (+1/-3)	76	37	75	22,6	Rd 52 x 1/6"
32	-	236 (+1/-3)	76	80	75	22,6	Rd 58 x 1/6"
40	1" 1/2	157 (+1/-3)	86	41	75	37,6	Rd 65 x 1/6"
50	2	180 (+1/-3)	94	43	92	48,6	Rd 78 x 1/6"
65	2" 1/2	196 (+1/-3)	100	48	107	60,3	Rd 95 x 1/6"
80	3"	213 (+1/-3)	107	53	130	73	Rd 110 x 1/4"
100	4"	244 (+1/-3)	120	62	150	97,6	Rd 130 x 1/4"

SMS 1146 Process connection:

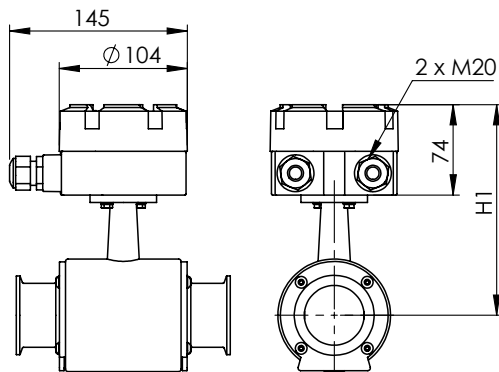


DN	Size Inches	L4 (mm)	L2 (mm)	Lr (mm)	D5 (mm)	Di (mm)	D6 (mm)
25	1	132 (+1/-3)	76	28	75	22,6	Rd 40 x 1/6"
38	1" 1/2	152 (+1/-3)	86	33	75	37,6	Rd 60 x 1/6"
51	2	160 (+1/-3)	94	33	92	48,6	Rd 70 x 1/6"
63	2" 1/2	174 (+1/-3)	100	37	107	60,3	Rd 85 x 1/6"
76	3"	181 (+1/-3)	107	37	130	73	Rd 98 x 1/6"
101	4"	200 (+1/-3)	120	40	150	97,6	Rd 132 x 1/6"

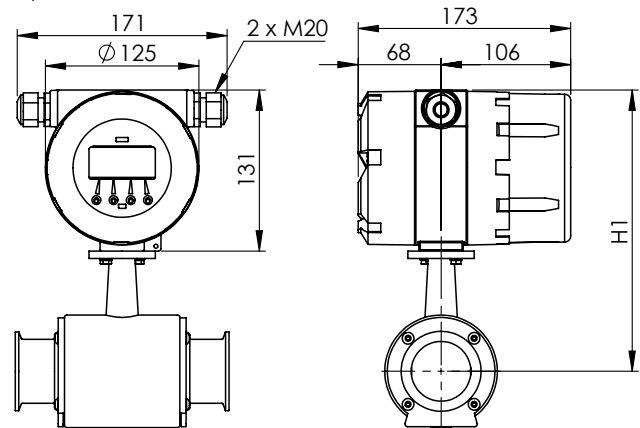
SENSOR MUT2400EL

Electromagnetic
flowmeter

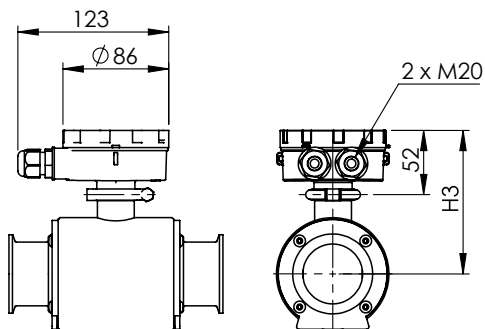
Separate Version
Aluminium separation box



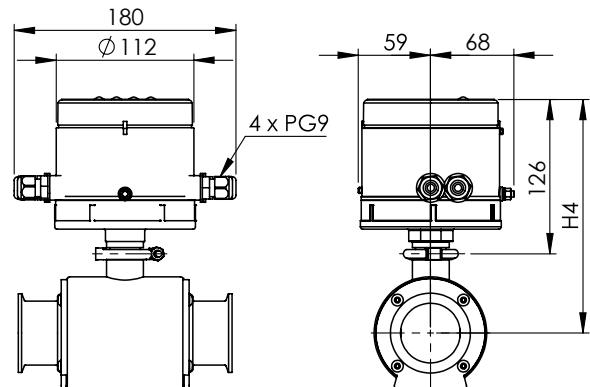
Compact Version with MC608A



Separate Version
Polycarbonate separation box



Compact Version with MC608A
Vertical polycarbonate enclosure



DN	Size		H1 (mm)	H2 (mm)	H3 (mm)	H4 (mm)
	Inches					
25	1		163,5	220,5	108,2	182,2
32	-		163,5	220,5	108,2	182,2
40	1" 1/2		163,5	220,5	108,2	182,2
50	2		172	229	116,7	190,7
65	2" 1/2		179,5	236,5	124,2	198,2
80	3"		191	248	135,7	209,7
100	4"		201	258	145,7	219,7



Measure > Sense > Innovate



EUROMAG
INTERNATIONAL

Measure > Sense > Innovate



EUROMAG INTERNATIONAL Srl

Via della Tecnica, 20 - 35035 Mestrino (Padova)
Italia Tel. +39 049.9005064 - Fax +39 049.9007764

www.euromag.com - www.euromagdata.com
euromag@euromag.com